




FAITH PATH

Prayer

Teach Your Child to Talk to God



One of the greatest things you can do is to help your child develop a relationship with God through prayer. Prayer is how we communicate with and connect to our Heavenly Father. Nurture your child's faith by praying together as a family and by guiding them in the practice of praying individually.


Be an Example

Allow your child to see and hear you pray on a regular basis. Take time to stop and give thanks in times when God blesses you or answers a prayer. Model prayer in times of difficulty or when seeking wisdom for important decisions. Pray for those in your family and others you know are in need.

Jump Start Prayers

Use these ideas to help start prayer time with your child.

- **Sentence Prayers:** Take turns allowing each person who is comfortable doing so to pray a very short, one sentence prayer. It can be as simple as "Please heal Uncle Paul." "Thank you for giving Troy a new friend." or "I'm sorry for losing my temper with everyone earlier today."
- **Fill-in-the-Blank Prayers:** Use pre-written language to guide and focus prayer times such as the following starter lines:
 - God, I love you because...
 - Thank you God for...
 - God, please help...
 - God, I'm sorry for...



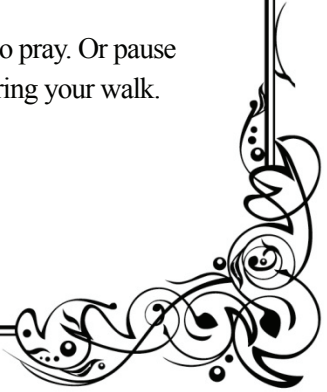


Prayer Tools and Ideas

- **Prayer Board:** Keep a dry erase board or the calendar included with this kit in a high traffic area of your home and use it to note items the family is praying for together.
- **Prayer Journal:** Consider purchasing a journal for your child to start recording prayers and how God answers them.
- **Mirror prayers:** Using a dry erase marker, write a list of prayer concerns on the child's bathroom mirror so he or she remembers to pause and pray after brushing teeth.

Family Routine

Making prayer a regular part of your family culture will help make it a normal part of your child's life. Consider incorporating some of the following in your family routine.

- **Mealtime:** Briefly give thanks before you eat, then wait until everyone has finished to have a longer time of prayer together.
 - **Bedtime:** The first person in the family to go to bed (usually the youngest) alerts everyone else that it is time for an end-of-day prayer together.
 - **Drive time:** As you start the engine, pause for a brief prayer together asking God to go with you and invite everyone to pray a sentence prayer for any concern about the upcoming activities of the day. This is a great routine to begin as you drive to school in the morning.
 - **Walks:** Taking a walk together is the ideal time to pray. Or pause at the end to pray about the matters discussed during your walk.
- 



Intentional Faith Path Plan

Child's Name: _____

How will you be intentional this next year?

- Pray daily for and with my child.
- Consistently spend time in God's Word.
- Bless my child daily.
- Schedule and have regular family times.
- _____

The next step on the Faith Path is *Bible*, recommended at age seven. We will offer a free *Bible* kit to guide you. Find it in the Faith@Home center.

Recommended Resources

Pray Big for Your Child by Will Davis, Jr.

Creative Family Prayer Times by Mike and Amy Nappa

What Happens When I Talk to God by Stormie Omartian

Power of a Praying Kid by Stormie Omartian