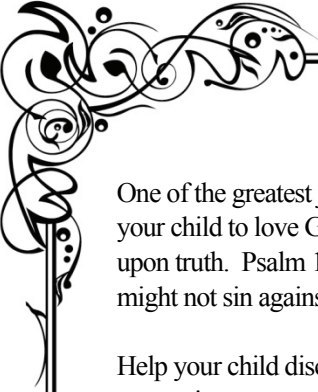




**FAITH
PATH**


Bible

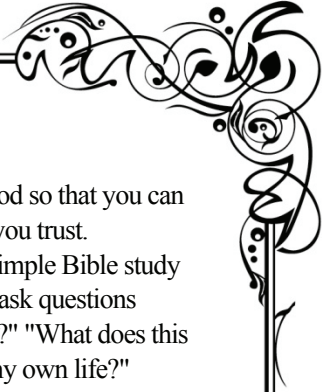
Open God's Word to Your Child



One of the greatest joys and responsibilities you have as a parent is to teach your child to love God's Word in order to build a solid foundation based upon truth. Psalm 119:11 says "I have hidden your word in my heart that I might not sin against you."

Help your child discover the importance of God's Word using these suggestions:


- **Choose a Bible:** Find a translation that is easy for your child to read and understand
 - **Model it:** You cannot pass to your child something that you don't have. Schedule a regular time of reading the Bible where your kids can see you.
 - **Use as a Guide:** Show your child how the Bible can be used as an everyday guide for life by helping him or her search and learn how to use the Bible. This is a great opportunity especially when your child might be struggling with a particular issue or looking for wisdom on a particular topic.
 - **Keep it simple:** Choose one simple Bible truth or verse and repeat it often such as "God is love."
 - **Be creative:** Don't just read the story; become the Bible character or use games and crafts to engage all five senses in the learning experience.
 - **Don't bluff:** It's okay to not know the answer to a question your child might have. Use the opportunity to show your child how to search in God's Word for wisdom. Be authentic by admitting that none of us understand everything. Only God is God and we must learn to trust what He says in the Bible. You can also tell your child
- 
-



you will get back to them within a certain time period so that you can investigate and/or ask for guidance from someone you trust.

- **Study it:** Show how to study God's Word using a simple Bible study plan. Teach your child to look at any scripture and ask questions about the passage such as "Who wrote this passage?" "What does this verse teach us?" or "How can I apply this truth in my own life?"
- **Find tools:** There are many great tools like a kid's Bible, Bible storybooks, Christian scripture songs, Christian videos and games to make understanding the Bible easier and more fun.
- **Pray:** Ask God to give your child a love for God's Word as well as understanding and wisdom as they read and memorize scripture.

Recommended Bible Activities

- Have your child memorize the books of the Bible by writing them in order and/or singing along with the *Old and New Testament* songs provided with this kit.
 - Write verses on index cards to put in your child's Bible, backpack or lunchbox or tape them to the mirror or refrigerator.
 - Write out Bible verses using colorful pens or markers, then cut each word out and mix them up on the floor. Play a game as you put the verse back in order or make into a memory match game.
 - Try teaching your child memory verses using sign language or making up your own hand signals.
 - Play a memory game by passing a ball or beanbag as each person says the next word in the verse.
 - Allow your child to pick a book of the Bible, book or devotional to read with you at breakfast or bedtime.
- 



Intentional Faith Path Plan

Child's Name: _____

How will you be intentional this next year?

- Pray daily for and with my child.
- Consistently spend time in God's Word with my child.
- Bless my child daily.
- Schedule and have regular family times.
- _____

The next step on the Faith Path is *Worship*, recommended at age eight. We will offer a free *Worship* kit to guide you. Find it at the Faith@Home Center.

Recommended Resources

Parenting with Scripture by Kara Durbin

The Well-Versed Family by Carolyn Boykin

What the Bible is All About: Bible Handbook for Kids by Frances Blankenbaker

What Does the Bible Say About That? by Carolyn Larsen

Seeds Family Worship scripture songs from seedsfamilyworship.net